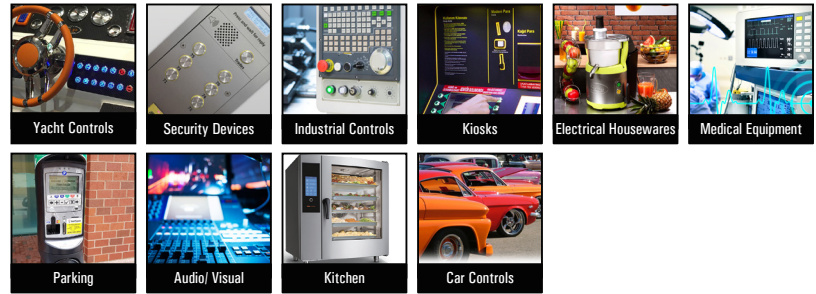


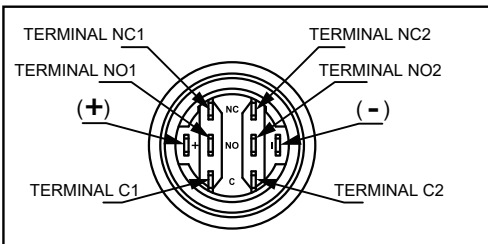
# Anti vandal switch $\varnothing 19\text{mm}$



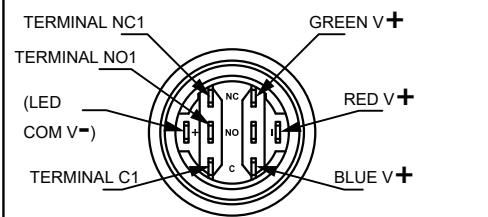
## APPLICATIONS / MARKETS



## DESCRIPTION



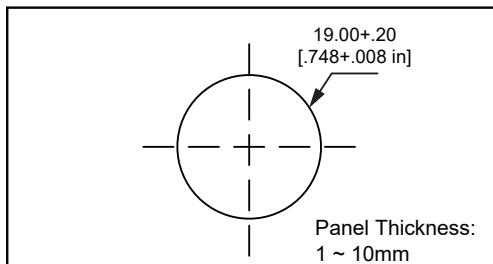
### SINGLE & BI-COLOR



### TRI-COLOR

C = Common  
NO = Normally open  
NC = Normally closed

Terminals (-) and (+) used with Illum. option only



### PANEL CUTOUT

## ORDER CODE

Series	Actuator Options	Terminal Options	Function Options	Material Options	Illumination Style Options	Led-Color Options	Illumination Voltage Options	Graphic Options
L19A	F- Flat	NONE- Solder-lug (2.8x0.5)	M- Momentary 1- 1NO1NC 2- 2NO2NC Z- Alternated 1- 1NO1NC 2- 2NO2NC	S- Stainless steel	D- Dot illum. R- Ring illum. NONE- non-illum. PS- Power backlit symbol PY- Ring illum. & Power backlit symbol	W- White Y- Yellow B- Blue G- Green R- Red 3A- Red/ Green/ Blue	NONE- Base Voltage* 3.3V 6V 12V 24V 36V 110V 220V	NONE- Non-marking LE- Laser etched

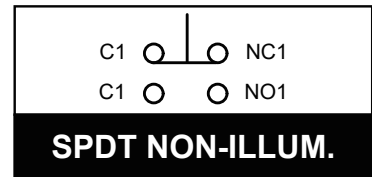
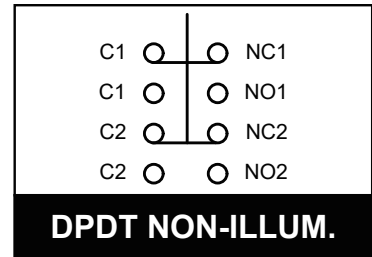
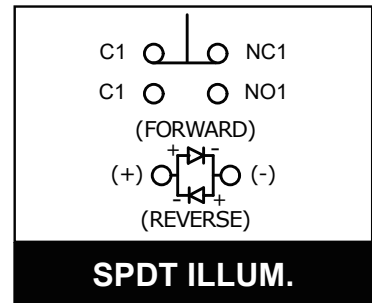
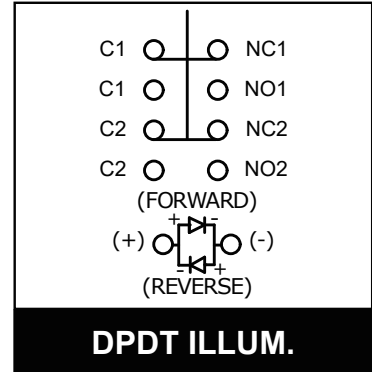
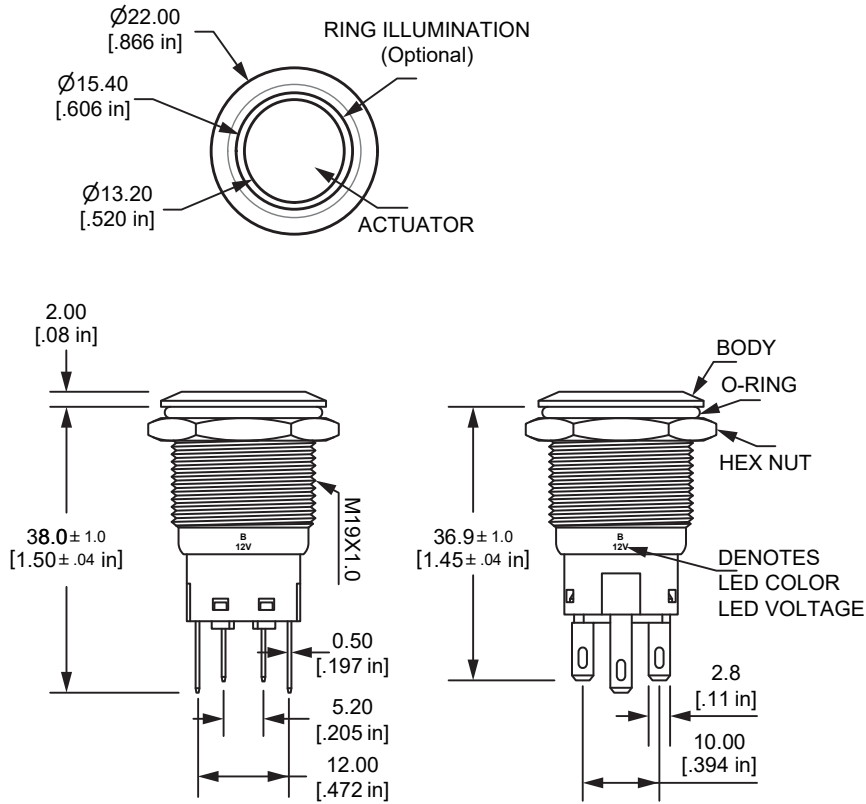
NOTES:  
\* Base voltage on LEDs:  
1.8V @ 20mA for Red, Yellow and Orange LED colors  
2.8V @ 20mA for Blue, Green and White LED colors

## TECHNICAL DATA

Type	L19A-F
Illuminated Options	Non-Illuminated/ Ring Illuminated/ Dot Illuminated/ Backlit
Terminal	Solder lug (2.8x0.5)
Max. Switch Rating	Ith: 5A Ui: 250VAC
Contact Resistance	≤50mΩ
Insulation Resistance	≥1000mΩ
Dielectric Strength	2000VAC
Operation Temp	-20°C ~ +55°C
Mechanical Life	1,000,000 Cycles
Electrical Life	>50,000 Cycles
Contact Material	Silver Alloy
Torque	5 ~ 14Nm
Operation Pressure	approx. 8N
Protection	IP65/ IK10
Material	
Actuator	Stainless steel
Body	Stainless steel
Base	PBT
LED	
Color	3.3V/ 6V/ 12V/ 24V/ 36V/ 110V/ 220V R G Y O B W
	Approx. 40,000 hours

# Anti vandal switch $\phi 19\text{mm}$

## MOMENTARY



## ILLUM. OPTIONS

